

NAPOLEON

ELEVATION™ AND ALTITUDE™ SERIES GAS FIREPLACES



ELEVATION™ AND ALTITUDE™ SERIES GAS FIREPLACES
napoleon.com



Elevation™ and Altitude™ Gas Fireplaces. Limitless Possibilities.

Napoleon's most versatile series of gas fireplaces, the award winning Elevation™ and Altitude™ provide you with an elegant fire element allowing the flame's radiant glow to enhance any room.

Napoleon's innovative Bluetooth enabled **eFIRE** app can be accessed from your mobile device and used to control everything on your fireplace (flame height, LED ember bed colors, blower and more).

The Elevation™ and Altitude™ Series offer a full viewing experience coupled with a series of authentic logs that make for a truly impressive display of fire. A full range of media and accessory options ensure that each model can be unique to each homeowner. With the addition of heat management there is reduction of clearance to combustibles, meaning sensitive equipment like televisions, sound bars and artwork can be placed closer to the fireplace enclosure thanks to drastically reduced temperatures above the fireplace.

Elevation™ X Series	4 - 7
Altitude™ X Series	8 - 11
Media Options	12 - 13
Heat Management.....	14 - 15
Specifications & Dimensions	15



Napoleon's Hot Spots Research Study delivers insights on key areas of the home. In particular, how to help you add relaxation, social interaction and functionality to rooms to enhance your memorable moments.

Throughout this brochure we will share some of our insights with you.

For more inspiration visit **www.napoleon.com/fireplaces**

Elevation™ X Series

Sophisticated Fires

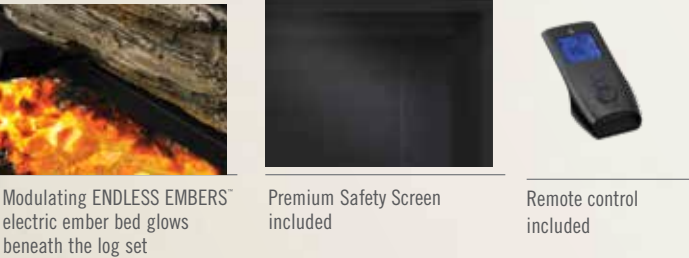
Things don't get more premium than Napoleon's fullview Elevation™ X fireplace. Feature loaded with an electric ember bed with realistic glowing embers that are visible from every angle and an included heat circulating blower, this fireplace is beautiful form with high function. Our infinite design options ensure your favorite spaces flow together. Control this fireplace easily with the included remote or from your favorite mobile device. The optional Dynamic Heat Control™ PLUS System allows heat from the fireplace to be directed to any living area in your home, even if the power goes out. Make the Elevation™X the stylistic focal point it should be or keep it the traditional and understated crown jewel of your home.

- Glowing ENDLESS EMBERS™ electric ember bed
- Included remote controls flame modulation, split flow, ember bed lights and blower.
- Heat circulating blower included

Available Sizes:



Features



Various trim options available



eFIRE controller application available free on iTunes and Google Play store

Mobile Device Controlled

Napoleon's **eFIRE** app will revolutionize the way you use your fireplace. We have cracked the code and present to you the first fireplace to be controlled by *Bluetooth*™ technology, using an intuitive app on your mobile device.

The **eFIRE** application allows you to create every imaginable color, selecting the one that fits your current mood or your décor with ease. The simple color wheel tool swiftly scrolls through the full color spectrum. Napoleon's **eFIRE** app controls every function of your fireplace including; on/off, flame height and blower speed for total convenience.


Style & Size Options

Two Models with Various Media Kits, Surrounds and Trims Shown

Trim & Front Options



Premium Trim
Finishing trims available in Black, Charcoal, Copper, and Gunmetal



Zen Front
Available in Black and Charcoal





Beveled Trim



Denali Front
Rubbed Bronze Finish
Available with three iron elements; Satin Nickel, Antique Pewter and Burnished Brass
See more combinations on page 6-7



Whitney Front Black
Available with three iron elements; Satin Nickel, Antique Pewter and Burnished Brass
See more combinations on page 6-7



Panel Options



MIRRO-FLAME™ Porcelain Reflective Radiant Panels



Black Illusion Glass



Newport™ Brick Panel



Westminster™ Grey Standard Brick Panel
Also available in Herringbone



Old Town Red Standard Brick Panel
Also available in Herringbone



Glacier Standard
Also available in Herringbone



Antique LedgeStone

Log Set Options



Birch log set



Driftwood log set



Split Oak log set

Panel options also available in Herringbone



Westminster™ Grey Herringbone



Old Town Red Herringbone



Glacier Herringbone

Elevation™ X 36



EX36 With Denali Front and Nickel Accents, Porcelain Reflective Panels and Split Oak log set



EX36 With Copper Finishing Trim, Newport® panels and Driftwood log set



EX36 With Denali Front and Pewter Accents, Westminister Grey Herringbone panels and Birch log set



EX36 With Whitney Front and Satin Nickel Accents, Old Town Red Standard brick panels and Driftwood log set

EX36

Up to 37,000 BTU's

Viewing Area: 36" w x 33" 1/8 h

Natural Gas or Propane



EX42 With Whitney Front and Pewter Accents, Porcelain reflective panels and Driftwood log set



EX42 With Charcoal Finishing Trim, Westminister® Grey Herringbone Panels and Driftwood log set



EX42 With Whitney Front and Burnished Brass accents, Porcelain Reflective Panels and Birch log set



EX42 With Denali Front and Satin Nickel Accents, Porcelain Reflective Panels and Driftwood log set

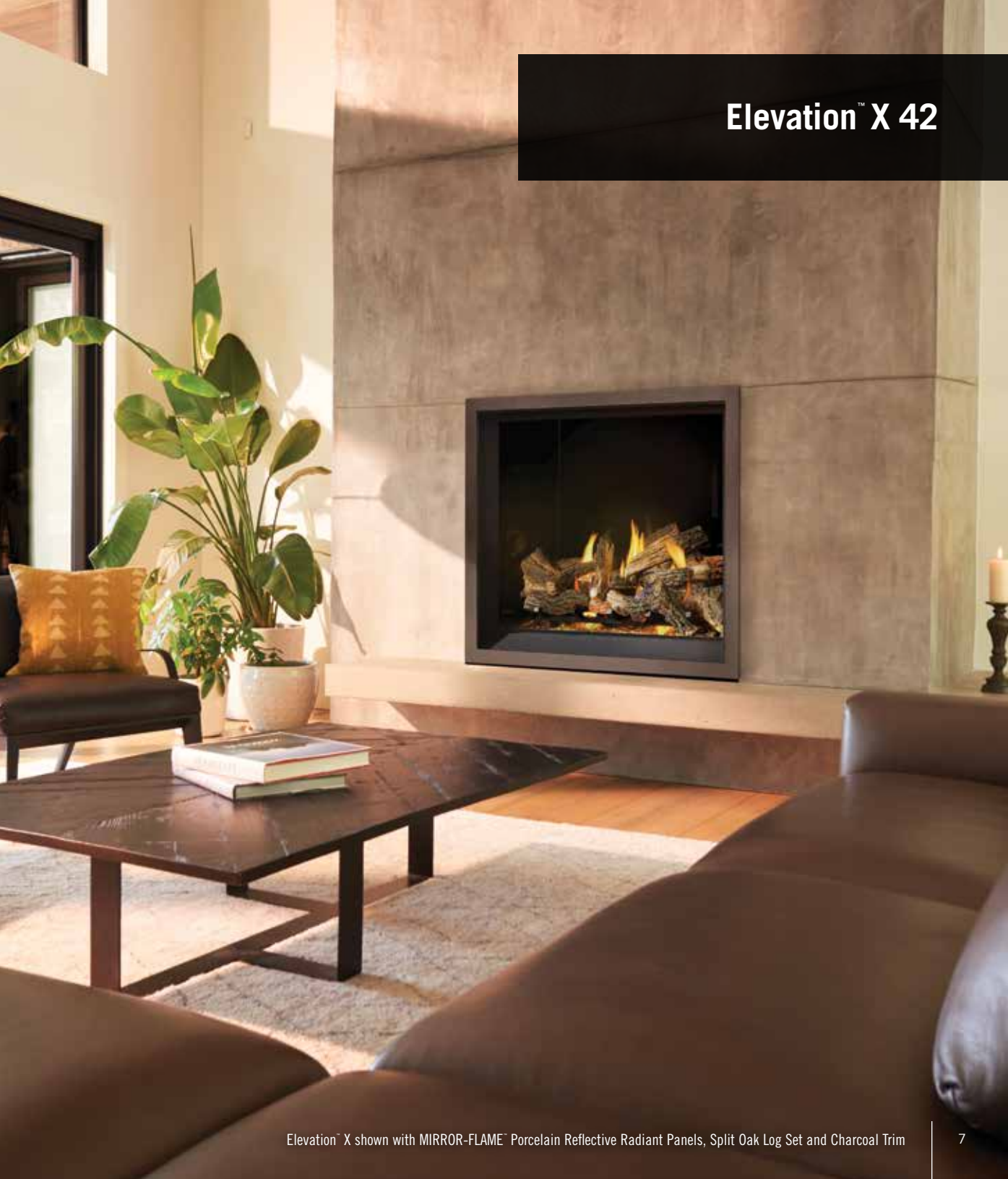
EX42

Up to 45,000 BTU's

Viewing Area: 42" w x 37 1/8" h

Natural Gas or Propane

Elevation™ X 42



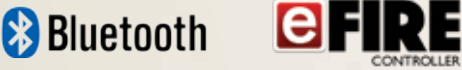
Altitude™ X Series

Sophisticated Fires

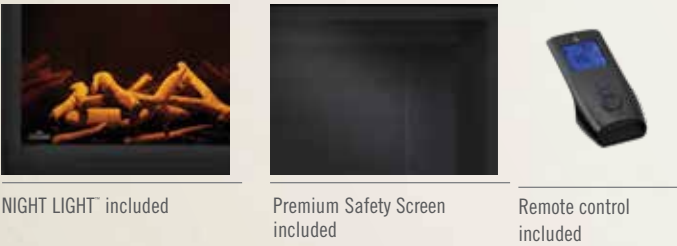
Designed to provide the ideal aspect ratio for an aesthetically pleasing view, the Altitude™ X fireplace is a fullview fireplace that you can truly make your own. The clean-faced, minimalist design and full-width firebox are highlighted by the included NIGHT LIGHT™ which illuminates the firebox and logs even when the fireplace is off. Set the tone with a selection of premium logs. Operate the luxurious Altitude™ X from your comfy spot using your favorite mobile device and the eFIRE Remote App. The only question about your new Altitude™ X fireplace is which styles will you choose to make this fireplace truly yours?

- Full view, clean faced firebox
- Remote control included, with eFIRE app
- NIGHT LIGHT™ included

Available Sizes:



Features



eFIRE controller application available free on iTunes and Google Play store

Mobile Device Controlled

Napoleon’s eFIRE app will revolutionize the way you use your fireplace. We have cracked the code and present to you the first fireplace to be controlled by *Bluetooth®* technology, using an intuitive app on your mobile device.

The eFIRE application allows you to create every imaginable color, selecting the one that fits your current mood or your décor with ease. The simple color wheel tool swiftly scrolls through the full color spectrum. Napoleon’s eFIRE app controls every function of your fireplace including; on/off, flame height and blower speed for total convenience.


Style & Size Options


Two Models with Various Media Kits, Surrounds and Trims Shown

Trim & Front Options




Premium Trim
Finishing trims available in Black, Charcoal, Copper, and Gunmetal







Beveled Trim Black




Zen Front
Available in Black and Charcoal





Denali Front
Rubbed Bronze Finish
Accent Trims are available in Satin Nickel, Antique Pewter and Burnished Brass





Whitney Front Black
Available accent trims in three colours; Satin Nickel, Antique Pewter and Burnished Brass



Panel Options



**MIRRO-FLAME™
Porcelain Reflective
Radiant Panels**



Black Illusion Glass



Newport Standard™



Old Town Red Standard
Also available in Herringbone



Westminster™ Grey Standard
Also available in Herringbone



Old Town Red
Herringbone



Westminster™ Grey
Herringbone

Log Set Options



Driftwood log set



Split Oak log set



Maple log set



Birch log set

Altitude™ X 36



AX36 With Denali Front, Newport® Brick Panels and Split Oak Log Set



AX36 With Whitney Front, Pewter Accents, Porcelain Reflective Panels and Birch log set



AX36 With Denali Front, Pewter Accents, Westminster Grey Standard and Maple Log Set



AX36 With Denali Front, Satin Nickel Accents, Porcelain Reflective Panels and Birch log set

AX36
Up to 36,500 BTU's
Viewing Area: 35" 1/4 w x 33" 1/8 h
Natural Gas or Propane



AX42 With Gunmetal Finishing Trim, Westminster® Grey Herringbone and Split Oak Log Set



AX42 With Black Zen Trim, Newport® Brick Panels and Split Oak Log Set



AX42 With Whitney Front, Burnished Brass Accents, Porcelain Reflective Panels and Birch log set



AX42 With Charcoal Finishing Trim, Old Town Red Standard brick panels and Split Oak Log Set

AX42
Up to 38,000 BTU's
Viewing Area: 42 1/4" w x 36 1/8" h
Natural Gas or Propane

Altitude™ X 42



Altitude™ X 42 Shown with Black Zen Front, Newport Brick Panel and Split Oak Log Set



Log Set Gallery



Media Gallery

MIRRO-FLAME™ Porcelain Reflective Radiant Panels



Split Oak Log set



Driftwood Log set



Maple Log set
Available with Altitude Series only



Birch Log set



Modulating ENDLESS EMBERS™ electric ember bed
glows beneath the log set
(Available on Elevation Series only)



MIRRO-FLAME™ Porcelain Reflective Radiant Panels



Multiple Brick Kit Options

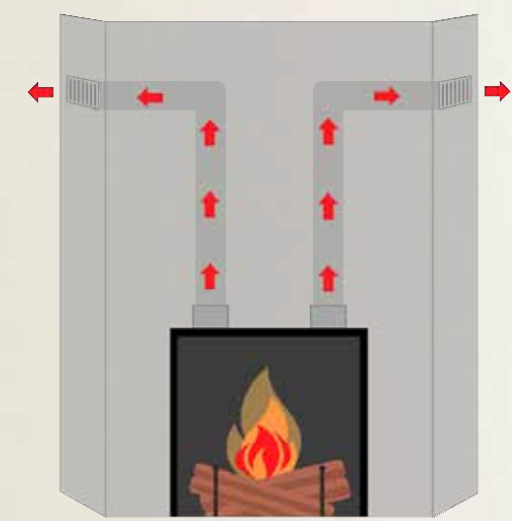


Trim, Front and Accent options

Heat Management

Napoleon prides itself on innovation and creating a comfortable environment for the room you live in by getting the most enjoyment possible out of that room – that means creating heat management solutions. Heat Management allows you to install your television, art, and electronics closer to your fireplace; and can even move the heat to another room – or even outside!

Universal Heat Management - UHM



A convection heat source with no blower. Two collars, tubes and up to two grills directs heat transfer into the room while also drastically reducing heat around the fireplace front and inside the enclosure. This allows a smaller enclosure to be built and a lower enclosure height. The UHM system also allows a TV to be recessed above the fireplace and in closer proximity. Provides even heat around the room without a blower and with no noise.

*Available with Altitude™ X Series

Hot Air Distribution Kit - LHAD

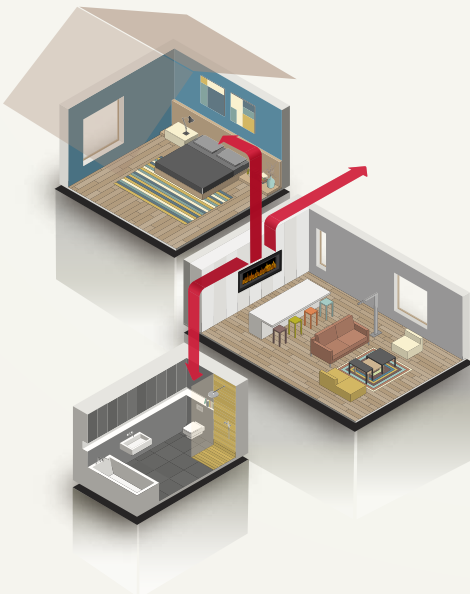


A moderate heat source that has a blower and directs heat from the side of unit and not the top. The LHAD system increases heat transfer into the room and farther into the room by around 5' - 10'. The LHAD system allows heat transfer to another room or into lower level like a basement. You are also able to direct the heat with placement of the LHADs. A blower creates power which allows controllability. Including being able to control from another room.

*Available with Elevation™ X Series




The Dynamic Heat Control™ Plus system takes heat management to the next level. The DHC Plus™ System is designed for advanced heat management even in the event of a power outage by directing warm air to any living space where heat is needed within the home, or even exhausting the heat outside if it is not required.



FOCUSED ON VERSATILITY

Engineered to optimize air flow both through the appliance and enclosure to reduce surface temperatures, this system allows for more versatile installation opportunities allowing for increased comfort. See below for examples of the Dynamic Heat Control™ Fireplace installations options for virtually limitless possibilities.



Stopping shy of the ceiling at the top, allows rising hot air to escape freely from the top of the enclosure and into the room.



Uses an air outlet opening that will be built into the front of the constructed enclosure, at the top, centered above the appliance.



Stopping shy of the ceiling at the top, allows rising hot air to escape freely from the top of the enclosure and into the room.



This style of enclosure includes an air outlet opening that will be built into the rear of the constructed enclosure, at the top, centered above the appliance.

Specifications and Dimensions

Altitude™ Series

Product Name	Model	BTU'S (Input)	Top Vent	Height		Front Width		Depth		Glass Type	Firebox Viewing Area		Efficiency	Blower
				Actual	Framing	Actual	Framing	Actual	Framing		Height	Width	EnerGuide	
Altitude™ X 36	AX36	36,500	5" x 8"	42 7/16"	43 5/8"	35 1/4"	35 3/4"	18 3/4"	19"	Ceramic	33 1/8"	35 1/4"	41.4%	included
Altitude™ X 42	AX42	38,000	5" x 8"	45 7/16"	46 5/8"	42 1/4"	42 3/4"	18 5/8"	19"	Ceramic	36 1/8"	42 1/2"	47.7%	included

Certified under Canadian and American National Standards
Figures may vary with individual conditions such as floor plan layout, insulation value/heat loss of the house and geographical location.

Elevation™ Series

Product Name	Model	BTU'S (Input)	Top Vent	Height		Front Width		Depth		Glass Type	Firebox Viewing Area		Efficiency	Blower
				Actual	Framing	Actual	Framing	Actual	Framing		Height	Width	EnerGuide	
Elevation™ X 36	EX36	37,000	5" x 8"	44"	43 3/4"	38 3/4"	39 3/4"	22"	22 1/4"	Ceramic	33 1/8"	36"	53.8%	included
Elevation™ X 42	EX42	45,000	5" x 8"	48"	47 3/4"	44 3/4"	45 3/4"	22"	22 1/4"	Ceramic	37 1/8"	42"	58.3%	included

Certified under Canadian and American National Standards
Figures may vary with individual conditions such as floor plan layout, insulation value/heat loss of the house and geographical location.

NAPOLEON

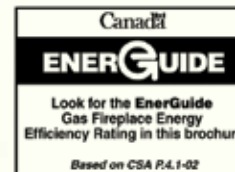
CELEBRATING OVER 40 YEARS OF HOME COMFORT PRODUCTS



napoleon.com

24 Napoleon Road, Barrie, Ontario L4M 0G8
103 Miller Drive, Crittenden, Kentucky, USA 41030
7200 Trans Canada Highway, Montreal, Quebec H4T 1A3

PHONE: 1-888-721-7253



Authorized Dealer

Consult your owner's manual for complete installation instructions and proper clearances to combustible materials. Check all local and national building codes and gas regulations. All specifications are subject to change without prior notice due to on-going product improvements. Products may not be exactly as shown. Flame height and activity is influenced by varying vent configurations and may not appear as shown. Napoleon® is a registered trademark of Wolf Steel Group Inc. EnerGuide - A Canadian efficiency standard based on frequent, short start-up and cool-down cycles. All appliances sold in Canada are subject to this EnerGuide rating system. AFUE- A US efficiency standard (Department of Energy) based on extended on/off cycles, more typical of fireplace usage. Steady State - Reflects the highest possible overall heating efficiency.

Printed in Canada
ADBRN1GRD 04/2021