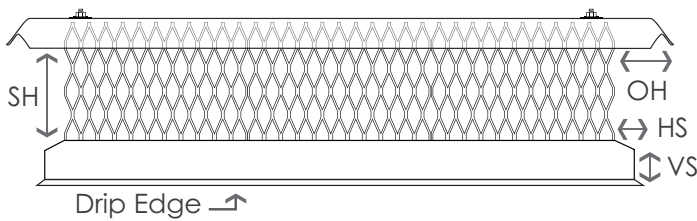
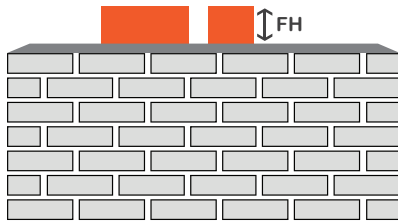
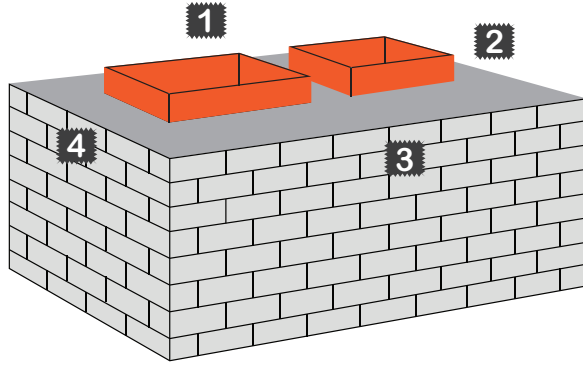


Custom Chimney Cap Worksheet Outside Mount

Company Name: _____ Cust Ref: _____

Phone: _____ Fax: _____ PO#: _____ ZIP: _____



Gather The Measurements

1. Longest Length	
2. Width (clockwise from 1)	
3. Length (clockwise from 2)	
4. Width (clockwise from 3)	
FH - Height Of Tallest Flue	

Design The Chimney Cap

SH - Screen Height* (At Least 6" Higher Than FH)	
OH - Overhang 2" <input type="checkbox"/> 3" <input type="checkbox"/> 4" <input type="checkbox"/> 5" <input type="checkbox"/> 6" <input type="checkbox"/>	
HS - Horizontal Skirt (Standard Is 2")	
VS - Vertical Skirt (Standard Is 3")	
DE - Drip Edge (Standard Is 1/2")	

Metal Type

Stainless Steel Copper

Lid Type

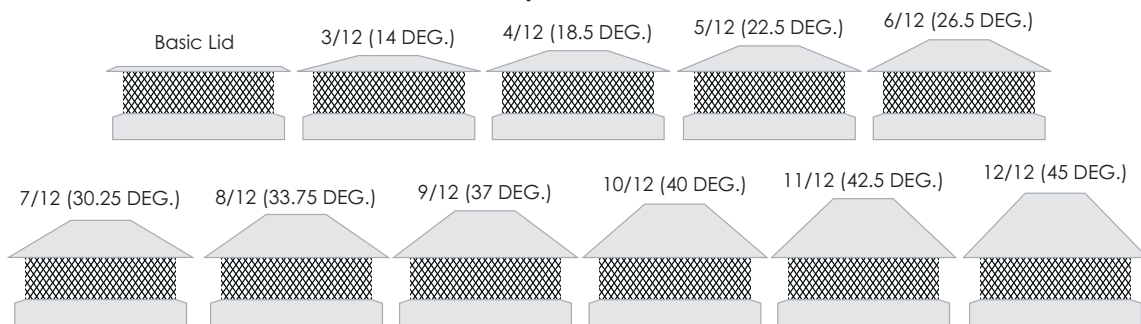
Basic Hip Hip & Ridge
 Hip & Ridge w/ Standing Seams
 *Lid Pitch

Powdercoat Options (Stainless Steel Only)

Specify Color : _____



Example Lid Pitches



*Available in 4", 6", 8", 10", 12", 16", 18", 20", 22" and 24" Screen Heights