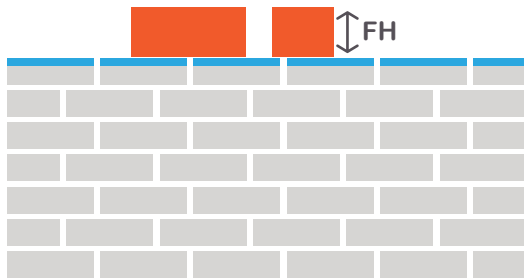
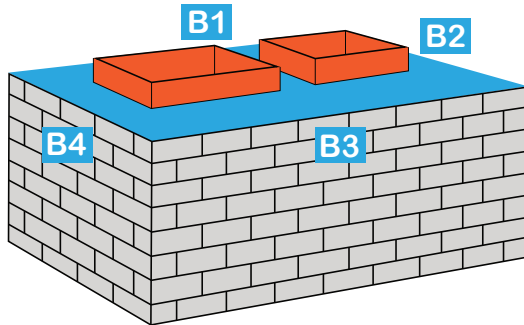


The Big Dripper® Worksheet for Straight Sided Chimneys

Company Name: _____ Cust Ref: _____

Phone: _____ Fax: _____ PO#: _____ ZIP: _____



Gather the Measurements

B1. Longest Crown Length	
B2. Width (Clockwise from 1)	
B3. Length (Clockwise from 2)	
B4. Width (Clockwise from 3)	
FH - Height of Tallest Flue	

Metal Type

☐ Stainless Steel ☐ Copper

Design the Lid

- ☐ Basic ☐ Hip ☐ Hip & Ridge
☐ Hip & Ridge w/ Standing Seams

Pitch (See Example Lid Pitches)

Overhang:

- ☐ 3" ☐ 4" ☐ 5" ☐ 6" ☐ 7"

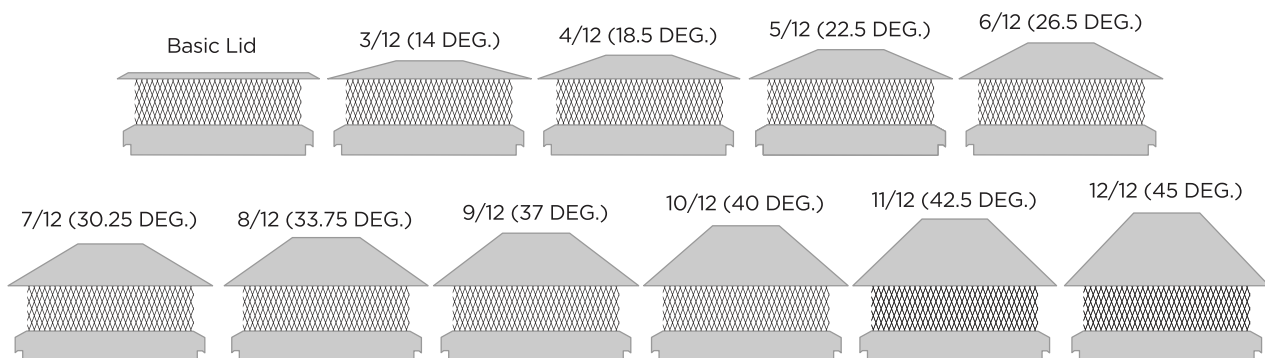
Powder Coat Options (Stainless Steel Only)

Color _____

Design the Cap

<input type="checkbox"/> Sloped (5" min. "A")	<input type="checkbox"/> Single Corbel (3-1/2" min. "A")	<input type="checkbox"/> Double Corbel (6" min. "A")
"A" - Skirt Height (See styles' minimum)		
"B" - Screen Inset (Standard = 2")		
"C" - Nailing Flange (Standard = 1-1/2")		
*SH - Screen Height (At least 6" higher than FH)		

Example Lid Pitches



*Available in 4", 6", 8", 10", 12", 16", 18", 20", 22", and 24" Screen Heights